
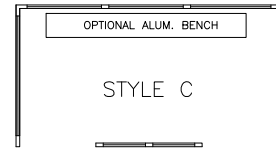
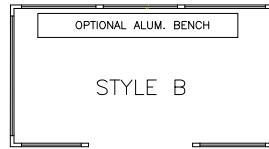
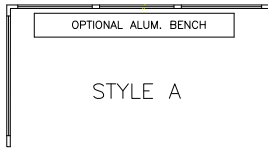
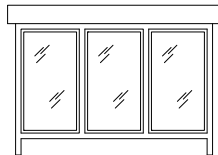

TRANSIT / SMOKE SHELTERS



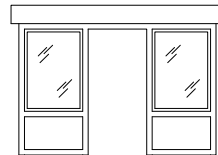
Standard Plans



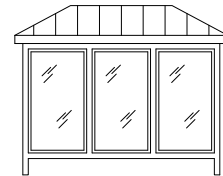
Standard Designs



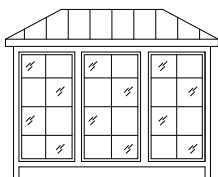
Lower Air Vents



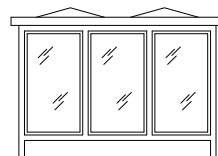
Lower In-Fill Panels



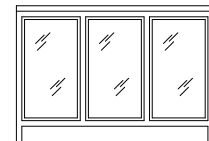
Standing Seam Hip Roof



Hip Roof, Colonial Mullions



Pyramid Domes



Economy Fascia

STANDARD FEATURES

- 3" x 3" GALVANIZED STEEL OR ALUMINUM TUBE FRAME
- ALUMINUM GLAZING SASH
- 1/4" TEMPERED SAFETY GLASS
- 3" INSULATED ROOF
- PREFINISHED WHITE ALUMINUM CEILING
- STAINLESS STEEL MOUNTING BOOTS

OPTIONAL FEATURES

- ALUMINUM BENCH
- CEILING MOUNTED LIGHT
- PHOTO CELL
- TINTED GLASS
- OVERHANG ROOF
- COLOR CHOICES
- CUSTOM DESIGN